

A

B

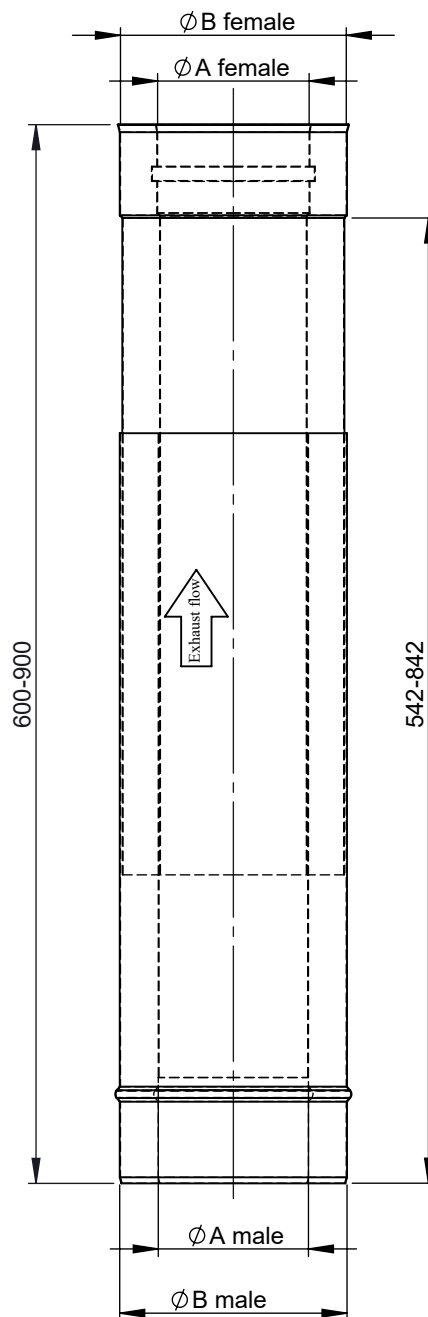

C

D

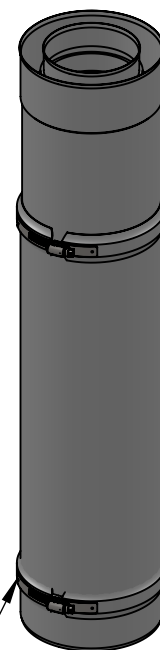
E

F

Possible type of female part "FU"



1:8 (100/150)



incl. system clamp

**Only for underpressure work.**

$\phi$	100/150	130/200	150/200
<b>A</b>	100	130	150
<b>B</b>	150	200	200
<b>kg</b>	3.2	4.2	4.4

notes:

ENCD

DIN ISO 13920 Tolerances B

revisions-no.

A

mm / kg

	date	name
drawn by	02.01.20	MWI
checked by	02.01.20	SWA
approved by	02.01.20	JWY
modified by		

**Jeremias**<sup>®</sup>  
CHIMNEY SYSTEMS

description Telescopic pipe 600-900mm

code **H-TWIN 197**  $\phi$ drawing-no. **01-03-03-4616-000**

scale

1:20

format

A4

sheet

1 of 1

